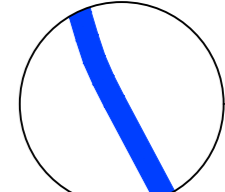
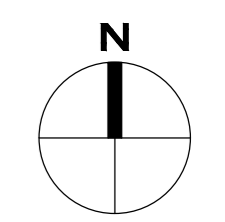
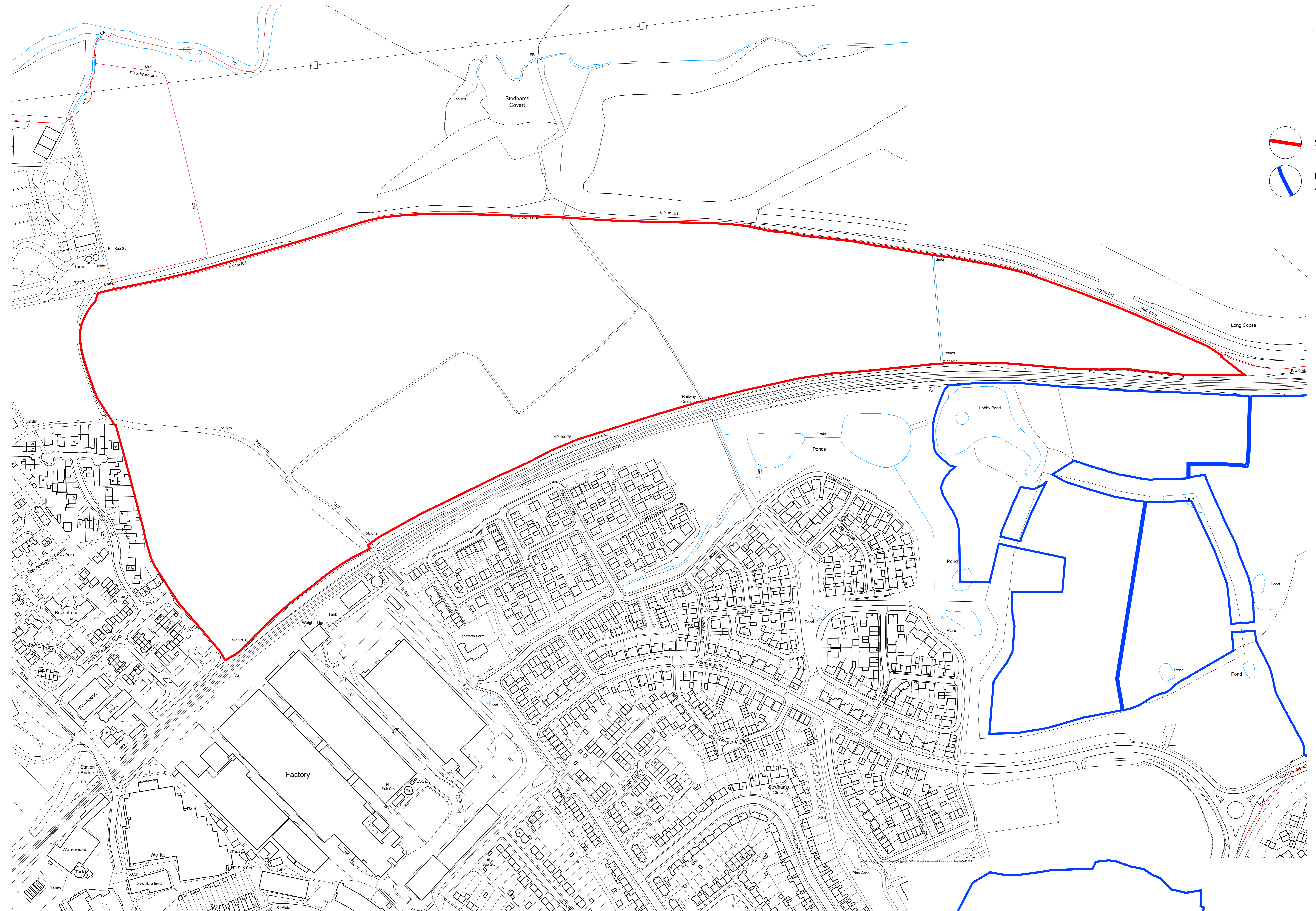
 SITE BOUNDARY

 LAND UNDER APPLICANTS CONTROL



**LAND EAST OF WARDLEWORTH WAY, WELLINGTON**  
SITE LOCATION PLAN

DATE : JUNE 2023  
DRAWN : CSW

DRAWING TITLE : SITE LOCATION PLAN  
DRAWING NO : 0740-WW-101

SCALE : 1:1250 @ A0

The Office, The Old Brewery Office Park,  
7, 11 Ludlow, St. Martin's, Wellington  
T: 01753 811000 E: info@focusdesign.co.uk  
www.focusdesign.co.uk



This drawing is the copyright of Focus On Design which is a trading name for Focus Design Partnership Ltd. No liability will be accepted for amendments by others to either the printed or digital format.