



COMMERCIAL STREET

Shelters

139

151

153

Garage

SITE AREA = 10,710 SQ M / 2.64 ACRES

SALES AREA
1334 m²

22700

56000

PLANT AREA

CHILLER (20 PALLETS)

DELIVERY AREA

SUB STATION

MECHANICAL ROOM

WAREHOUSE

BAKERY FREEZER (20 PALLETS)

BAKERY

UTILITY

CLOAKS

DIS

WASH TRUCK

WASH TRUCK

WASH TRUCK

WASH TRUCK

WASH TRUCK

WASH TRUCK

WASH TRUCK

WASH TRUCK

WASH TRUCK

WASH TRUCK







WASH TRUCK

WASH TRUCK

Afon Ebwy / Ebbw River

Sloping masonry

KEY:

-  BLOCK PAVING TO PEDESTRIAN ROUTES AND STORE ENTRANCE. PAVING TO BE LAID IN A STRETCHER BOND PATTERN COLOUR: DARK GREY/ ANTHRACITE
-  CONCRETE DELIVERY YARD AND PLANT AREA
-  FOOTWAY SMA TO PEDESTRIAN ROUTES.
-  2 BITUMINOUS LAYER CAR AND LIGHT VEHICLE CAR PARK LOCATIONS.
-  3 BITUMINOUS LAYER ACCESS ROAD AND HGV LOCATIONS
-  REFER TO LANDSCAPING ARCHITECTS DRAWINGS FOR ALL SOFT LANDSCAPING SPECIFICATIONS AND FINISHES
-  YELLOW / WHITE & GREEN AS INDICATED THERMOPLASTIC LINING TO DENOTE ALL CAR PARKING SPACES
-  REFER TO SPECIALIST DESIGNER FOR LANDSCAPE AREAS SUCH AS CUSTOM SWALES/ SAB / RAINWATER GARDEN
-  PROPOSED BUILDING FOOTPRINT

THIS DRAWING IS COPYRIGHT, AND REMAINS THE PROPERTY OF HTC ARCHITECTS. IT MUST NOT BE REPRODUCED, USED, DISCLOSED OR TRANSMITTED TO THIRD PARTIES IN ANY FORM, IN WHOLE OR IN PART, WITHOUT PRIOR WRITTEN PERMISSION.

DO NOT SCALE!
ALL DIMENSIONS SHOULD BE CHECKED ON SITE BEFORE WORK COMMENCES

DESIGN SUBJECT TO FOLLOWING:
HIGHWAYS ENGINEERING DESIGN AND COMMENT
TREE & TPO SURVEY
M&E DESIGN
FLOOD RISK ASSESSMENT
GROUND INVESTIGATION
LANDSCAPE ARCHITECTS DESIGN
LEVELS REVIEW
DRAINAGE DESIGN
TITLE DEED REVIEW

LIDL DESIGN BASED OFF OF LATEST BBS 2023 LIDL SPECIFICATION - FEBRUARY 2024

HIGHWAYS DRAWINGS BASED ON CORUN DRAWING: 23-03849 PL01 Rev 8 Potential Ghost Island Junction




Scale bar added, north point adjusted, general KA
J 23/01/2025 annotation moved.

Rev.	Date	Description	Drawn
1	13/11/2024	Proposed landscaping scheme updated as per	KA
H	11/11/2024	Proposed rear retaining wall location adjusted.	KA

htcarchitects

York Place Studio
8 Britannia Street
Leeds
LS1 2DZ
T:(0113) 244 3457

W: www.htcarchitects.co.uk
E: info@htcarchitects.co.uk

client
Lidl GB Ltd. 

project
**Commercial Street
Risca**

drawing title
**Proposed Surface
Treatment**

date **September 2024**
status **Planning**
scale **1:500 @ A3**
drawn **NG** checked **BM**
job no. **3067** dwg no. **P403** rev. **J**

